

聯軸器 Coupling



免鍵軸襯 Power Lock



鋼輪 Steel Casting Roller



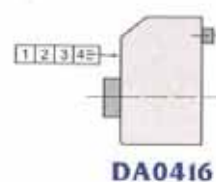
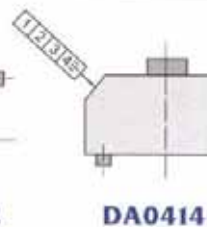
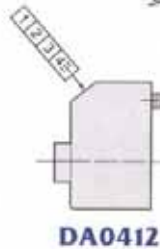
萬向接頭 Universal Joints



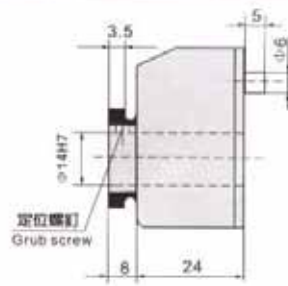
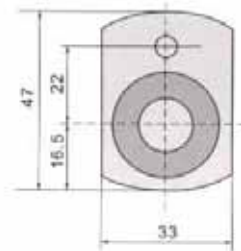
位置顯示器 Position Indicators

DA04

安裝型式 (Version/Mounting position)



尺寸 (Dimensions)



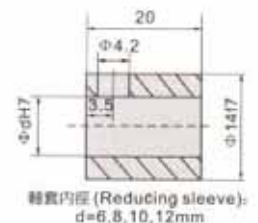
軸向距離範圍 Range of pitch

主軸軸向距離 Axial pitch	以零位開始，主軸旋轉1圈位置顯示器所顯示的數據 Display after one revolution			最大速度(轉/分) Max speed(r/min)
1.0mm	標準 001,0 =	或00,10 =	或0010 =	1500
1.25mm	標準 001,2/5 =	或00,12/5 =	或0012/5 =	1200
1.5mm	標準 001,5 =	或00,15 =	或0015 =	1000
1.75mm	標準 001,7/5 =	或00,17/5 =	或0017/5 =	850
2.0mm	標準 002,0 =	或00,20 =	或0020 =	750
3.0mm	標準 003,0 =	或00,30 =	或0030 =	500
4.0mm	標準 004,0 =	或00,40 =	或0040 =	375
5.0mm	標準 005,0 =	或00,50 =	或0050 =	300
6.0mm	標準 006,0 =	或00,60 =	或0060 =	250
8.0mm	標準 008,0 =	或00,80 =	或0080 =	180
10.0mm	標準 010,0 =	或01,00 =	或0100 =	150

· 尺寸規格如有變更，恕不另行通知。
· The above specifications are subject to change without prior notice.

訂貨範例 ORDERING GUIDE

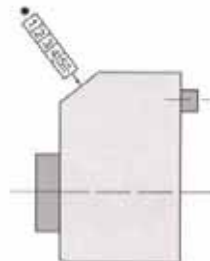
DA04 12 -1.5 (-001,5) I 14 0 (P)



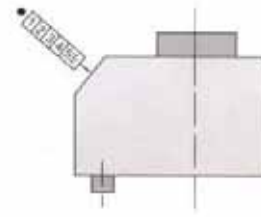
位置顯示器 Position Indicators

DA09

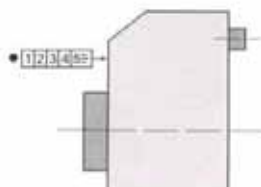
安裝型式 (Version/Mounting position)



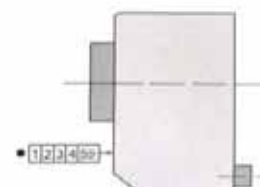
DA0912



DA0914

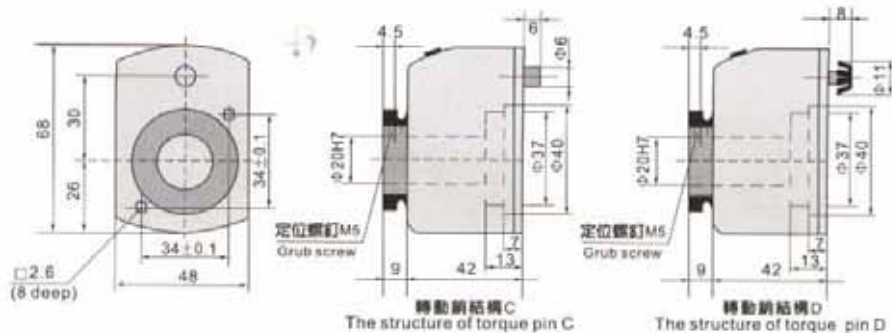


DA0916



DA0917

尺寸、轉動銷結構 (Dimensions, The structure of torque pin)



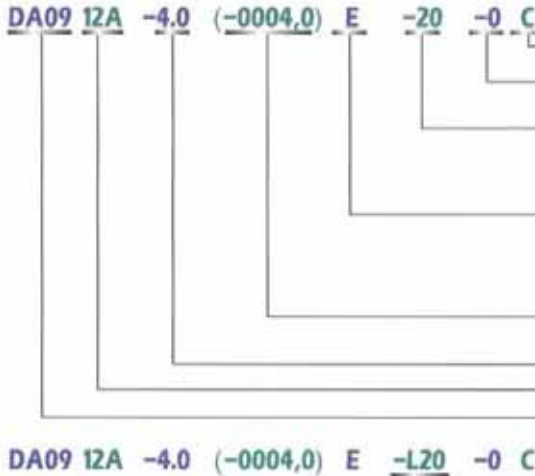
軸向距離範圍 Range of pitch

主軸軸向距離 Axial pitch	以零位開始，主軸旋轉1圈位置顯示器所顯示的數據 Display after one revolution DA0912A, DA0914A, DA0916A, DA0917A			最大速度(轉/分) Max speed(r/min)
1.0mm	標準 0001,0 =	或000,10 =	或00010 =	1500
1.5mm	標準 0001,5 =	或000,15 =	或00015 =	1000
2.0mm	標準 0002,0 =	或000,20 =	或00020 =	750
2.5mm	標準 0002,5 =	或000,25 =	或00025 =	600
3.0mm	標準 0003,0 =	或000,30 =	或00030 =	500
4.0mm	標準 0004,0 =	或000,40 =	或00040 =	450
5.0mm	標準 0005,0 =	或000,50 =	或00050 =	300
6.0mm	標準 0006,0 =	或000,60 =	或00060 =	300
8.0mm	標準 0008,0 =	或000,80 =	或00080 =	250
10.0mm	標準 0010,0 =	或001,00 =	或00100 =	150

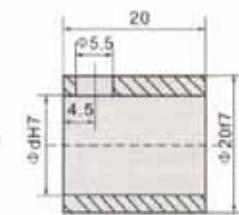
· 尺寸規格如有變更，恕不另行通知。可以按客戶要求製造特殊規格位置顯示器，如主軸公制距離而位置顯示器英制顯示。

· The above specifications are subject to change without prior notice. Special design on request such as inch display of metric pitches.

訂貨範例 ORDERING GUIDE



轉動銷結構(見圖) C或D
The structure of torque pin: C or D
外觀顏色: 0=橙色, B=黑色, G=灰色
Color: 0=orange, B=black, G=grey
位置顯示器空心軸標準內徑: $\phi 20$ 毫米
Hollow shaft, bore: $\phi 20$ mm
小於20毫米採用轉套(見圖)
Reducing sleeve will be adapted when less than 20mm
計數方向(見圖) (Counting direction)
I=主軸順時針旋轉, 位置顯示器所顯示的數據增大
Clockwise increasing
E=主軸逆時針旋轉, 位置顯示器所顯示的數據增大
Anticlockwise increasing
主軸旋轉(圈), 位置顯示器所顯示的數據(見表)
Display after one revolution (shown in the table)
主軸軸向距離 (Axial pitch)
安裝型式 (Mounting position)
型號 (Type)



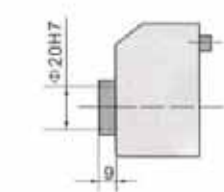
轉套內徑 (Reducing sleeve)
 $d = 12, 14, 15, 16, 18$ mm



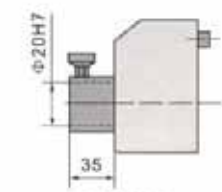
計數方向
Counting direction

DA09 12A -4.0 (-0004,0) E -L20 -0 C

空心軸加長26毫米, 內孔 $\phi 20$ (見圖)
Hollow shaft add 26mm, Bore: $\phi 20$ mm



空心軸 (標準)
Hollow shaft (standard)

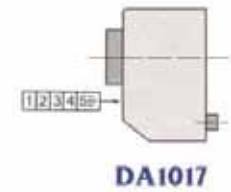
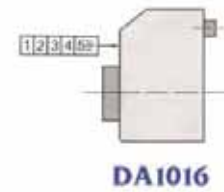
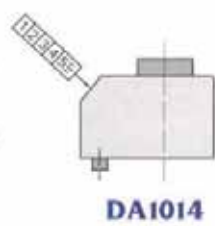
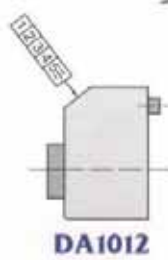


空心軸 (L型)
Hollow shaft (type L)

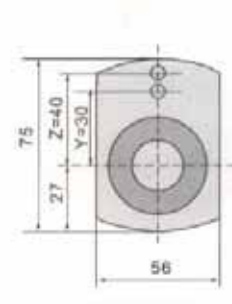
位置顯示器 Position Indicators

DA10

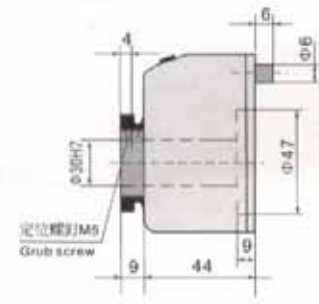
安裝型式 (Version/Mounting position)



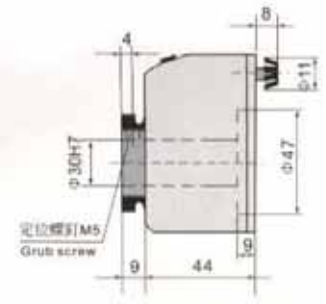
尺寸、轉動銷位置、結構 Dimensions, The position and structure of torque pin



轉動銷位置Y或Z
The position of torque pin Y or Z



轉動銷結構C
The structure of torque pin C



轉動銷結構D
The structure of torque pin D

位置顯示器 Position Indicators

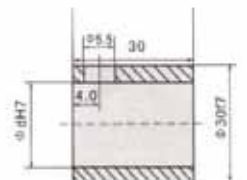
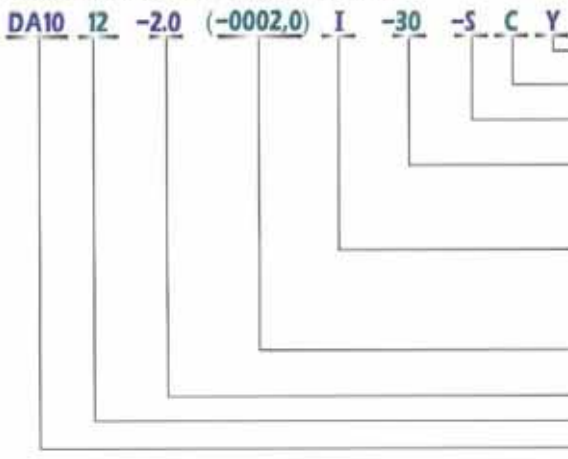
DA10

軸向距離範圍 Range of pitch

主軸軸向距離 Axial pitch	以零位開始，主軸旋轉1圈位置顯示器所顯示的數據 Display after one revolution			最大速度(轉/分) Max speed(r/min)
1.0mm	標準 0001,0	或000,10	或00010	1500
2.0mm	標準 0002,0	或000,20	或00020	750
2.5mm	標準 0002,5	或000,25	或00025	600
3.0mm	標準 0003,0	或000,30	或00030	500
4.0mm	標準 0004,0	或000,40	或00040	450
5.0mm	標準 0005,0	或000,50	或00050	300
6.0mm	標準 0006,0	或000,60	或00060	300
8.0mm	標準 0008,0	或000,80	或00080	250
10.0mm	標準 0010,0	或001,00	或00100	150

· 尺寸規格如有變更，恕不另行通知。可以按客戶要求製造特殊規格位置顯示器，如主軸公制距離而位置顯示器英制顯示。
· The above specifications are subject to change without prior notice. Special design on request such as inch display of metric pitches.

訂貨範例 ORDERING GUIDE



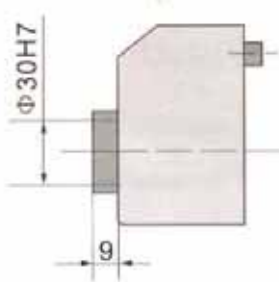
軸套內徑 (Reducing sleeve):
d=20, 22, 24, 25, 26mm



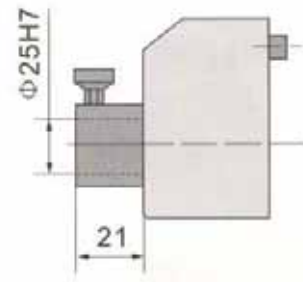
計數方向
Counting direction



空心軸加長12毫米，內孔 $\phi 25$ mm (見圖)
Hollow shaft add 12mm, Bore: $\phi 25$ mm



空心軸 (標準)
Hollow shaft (standard)



空心軸 (L型)
Hollow shaft (type L)

位置指示錶 Position Gauges



DA100



DA80




DA60



位置指示錶尺寸、技術參數 Dimensions, data


型號 Type	D	H	D1	B	E	傳動比 Reduction ratio	錶盤刻度 Dial scale
DA60	57.5	30.5	54.5	9.5	48	20:1, 24:1, 25:1, 30:1, 36:1, 100:1	0-20, 0-24, 0-25, 0-30, 0-36, 0-100
DA80	82	34	78	11.5	71	20:1, 24:1, 25:1, 30:1, 36:1, 100:1	0-20, 0-24, 0-25, 0-30, 0-36, 0-100
DA100	107	34	99.5	13	95	20:1, 24:1, 25:1, 30:1, 36:1, 100:1	0-20, 0-24, 0-25, 0-30, 0-36, 0-100

- 位置指示錶配合手輪使用，當作刻度指示、圈數計數之用。
Position gauge used with handwheel, using for counting or indicating the movement of instrument.
- 位置指示錶與手輪安裝在水平軸上，手輪中的位置指示錶能精確地顯示出機件的不同位置。
Handwheel fixed to horizontal spindle, the inside gauge indicating the different position of spindle.
- 錶盤刻度可以按客戶要求設計、製造。
Special design of dial scale on request.



訂貨範例 ORDERING GUIDE

DA60 -R20 (0-20) DX



錶盤刻度由小到大方向(免費)
Direction of dial scale
DX=錶盤刻度順時針方向由小到大
Clockwise increasing
SX=錶盤刻度逆時針方向由小到大
Anticlockwise increasing

錶盤刻度0-20 (Dial scale from 0 to 20)

傳動比 (Reduction ratio)
R20表示傳動比20:1
R20 means the ratio is 20:1

位置指示錶型號 (Type)



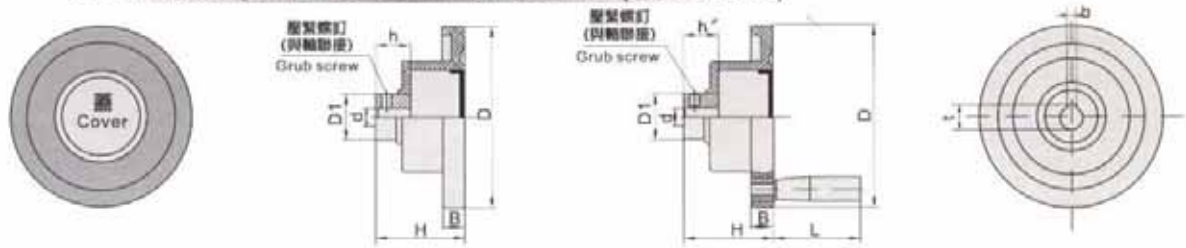
錶盤刻度方向
Direction of dial scale

塑蓋手輪、帶錶手輪 Handwheels with Plastic Cover or Gauge



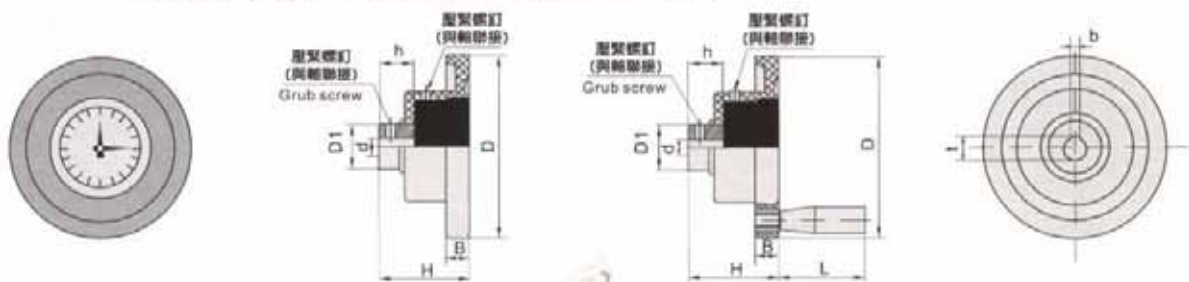
DA7317

塑蓋手輪尺寸(Dimensions of handwheel with plastic cover)



DA7318

帶錶手輪尺寸(Dimensions of handwheel with gauge)

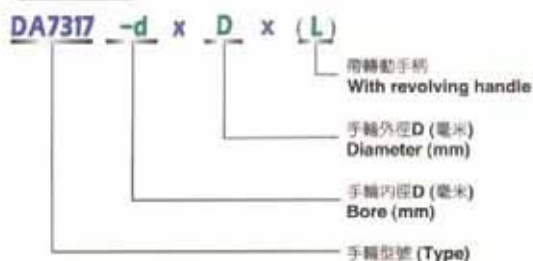


型號 Type	min d	D	b	t	h	B	±H	D1	L
DA7317, DA7318/ DA60	12	100	4	13.8	29	17.5	62	35	50
	12	125	4	13.8	29	18.5	64	35	63
DA7317, DA7318/ DA80	14	140	5	16.3	35	19	76	35	63
	16	160	5	18.3	35	19	76	35	80
	17	180	5	19.3	37	19.5	76	35	80
DA7317, DA7318/ DA100	18	200	6	20.8	38.5	21	77	38	80

- 手輪與手柄的材料(Material): 電木(Bakelite)
- 手輪與轉動輪之間GB1095中鍵與鍵槽聯接或用壓緊螺釘聯接。
Handwheel fixed to spindle by Gb1095 key and keyway or grub screw.

訂貨範例 ORDERING GUIDE

塑蓋手輪



帶錶手輪



波紋手輪、帶錶波紋手輪 Sinuate Handwheels with Plastic Cover or Gauge



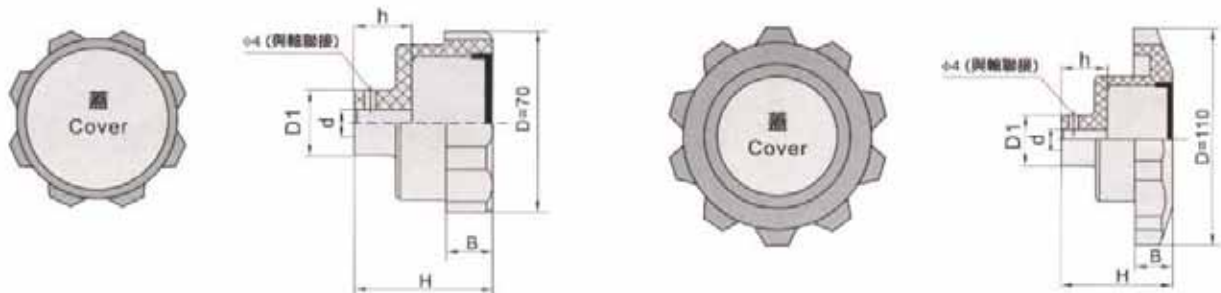
波紋手輪、帶錶波紋手輪尺寸 Dimensions

型號 Type	d	D	h	B	H	D1
DA7323, DA7324, DA60	10	70	16	16	49	26
	12	110	20	17	51	30

● 波紋手輪材料 Material: 尼龍 Nylon

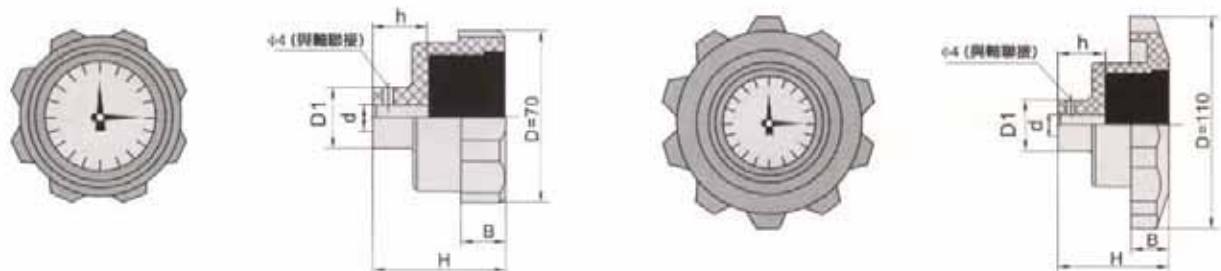
DA7323

波紋手輪尺寸圖(Dimensions of Sinuate handwheel with plastic cover)



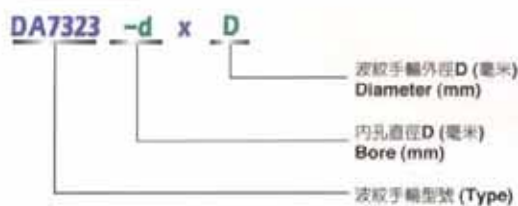
DA7324

帶錶波紋手輪尺寸圖(Dimensions of sinuate handwheel with gauge)



訂貨範例 ORDERING GUIDE

波紋手輪



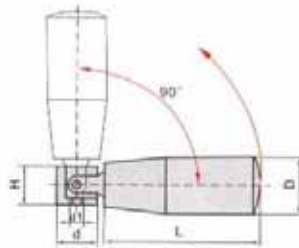
帶錶波紋手輪



折疊把手 Fold-Away Handles



材質Material:電木Bakelite



DA7011

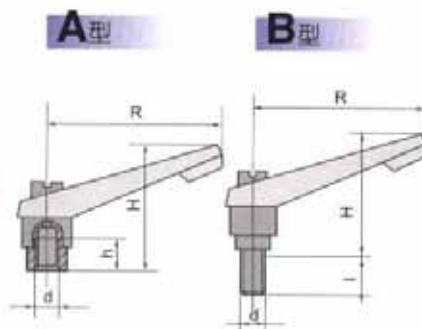
d	L	D	H	d1
16	50	22	15	M4
20	63	24	20	M6
20	80	26	20	M6
20	100	28	20	M6

定貨範例(Example for order)
DA7011-dxL

可調手柄 Adjustable Handles



材質Material:鋅鋁合金Zinc-aluminium alloy
顏色Color: B-黑色Black, O-橙色Orange, G-灰色Grey



DA7012

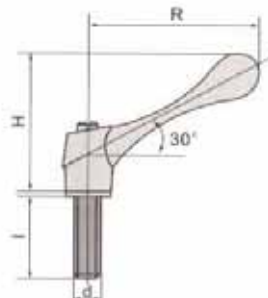
d	R	l	h	H
M5	45	16, 20, 25	8	32
M6	45	16, 20, 25, 32	8	32
M8	63	20, 25, 32, 40, 50	10	43
M10	80	20, 25, 32, 40, 50	12	50
M12	95	25, 32, 40, 50, 63	15	58
M12	114	40, 50, 63	18	70

定貨範例(Example for order)
A型DA7012-AdxR-B
B型DA7012-dxRxI-B

鍍鉻可調手柄 Adjustable Handles with Chrome Plating



材質Material:鋅鋁合金Zinc-aluminium alloy



DA7013


d	R	l	H
5/16w	58	50.8	48
1/2w	58	25.4	48

定貨範例(Example for order)
DA7013-dxR-l

旋轉把手 Revolving Handles



材質Material:電木Bakelite

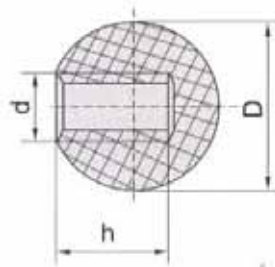


DA7016

d	L	l	D
M6	50	12	22
M8	63	12	23
M10	80	14	27
M12	100	14	28

定貨範例(Example for order)
DA7016-dxL

球形旋轉 Spherical Knobs



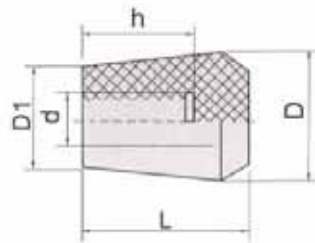
材質Material:電木Bakelite
顏色Color: B-黑色Black, R-紅色Red

DA7101

d	D	h
M5	20	12
M6	20	14
M8	25	16
M10	32	20
M12	40	25
M16	50	32

定貨範例(Example for order)
DA7101-dxD-B

錐形旋鈕 Curved Surface Knobs



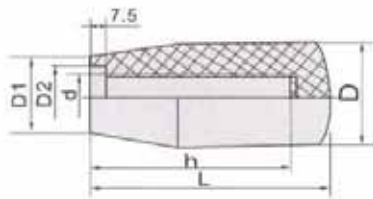
材質Material:電木Bakelite
顏色Color: B-黑色Black, R-紅色Red

DA7103

d	L	D	D1	h
M6	20	17	14	14
M8	25	20	16	16
M10	32	25	20	20
M12	40	32	25	25
M16	50	40	30	32

定貨範例(Example for order)
DA7103-dxL-B

長珠旋鈕 Long Knobs



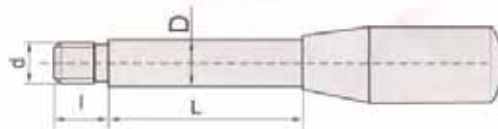
材質Material:電木Bakelite

DA7107

d	L	D	D1	D2	h
M8	50	21	17	10.3	35
M10	63	23	19	12.3	40
M12	80	26	21	14.3	55
M14	100	30	24	16.3	65

定貨範例(Example for order)
DA7107-dxL

齒輪桿把手 Handle Levers



材質Material:鋼Steel

DA7108

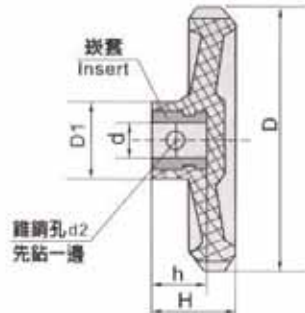
d	L	l	D
M8	32,40,50,63,80	10,12,16	10
M10	40,50,63,80,100	12,16,20	12
M12	50,63,80,100,125	16,20,25	14
M14	63,80,100,125,160	20,25,32	16

定貨範例(Example for order)
DA7108-dxLx1

星形旋轉 Little Sinuate Handwheels



材質Material:電木Bakelite



DA7301

d	D	D1	d2	H	h
8	63	18	3	20	14
10	80	22	3	24	16
12	100	28	4	28	18

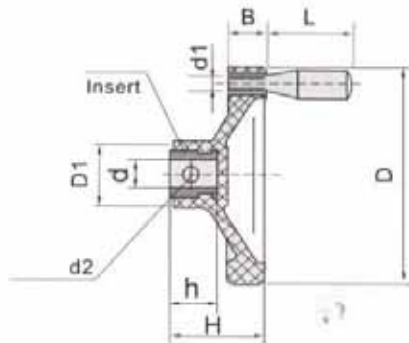
定貨範例(Example for order)

DA7301-dxD

電木手輪 Little Handwheels



材質Material:電木Bakelite



DA7302

d	D	H	h	B	D1	d1	d2	L
10	80	32	16	12	22	M5	3	25
12	100	36	18	14	28	M6	4	32
12	125	40	18	16	28	M8	4	40

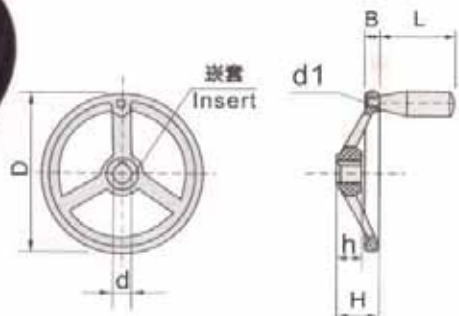
定貨範例(Example for order)

DA7302-dxDx(L)

電木手輪 Three-Spoke Handwheels



材質Material:電木Bakelite



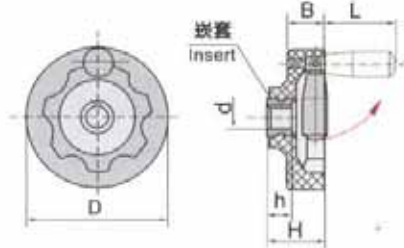
DA7305

d	D	H	h	B	d1	L
12	100	33	17	15	M6	50
12	125	36	18	16	M8	63
16	160	40	20	18	M10	80
18	200	45	25	20	M10	80
22、25	250	50	28	22	M12	100

定貨範例(Example for order)

DA7305-dxDx(L)

碗型手輪 Handwheels with Sinuate Inside



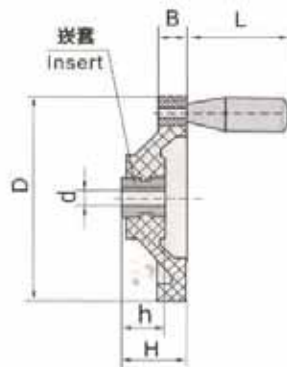
DA7307

d	D	H	h	B	L
12	100	41	18	26	50
12	125	44	18	30	63
16	160	54	20.5	32	80
18	200	56	25	34	80

定貨範例 (Example for order)
DA7307-dxD

材質 Material: 電木 Bakelite

電木手輪 Handwheels with Sinuate In Back



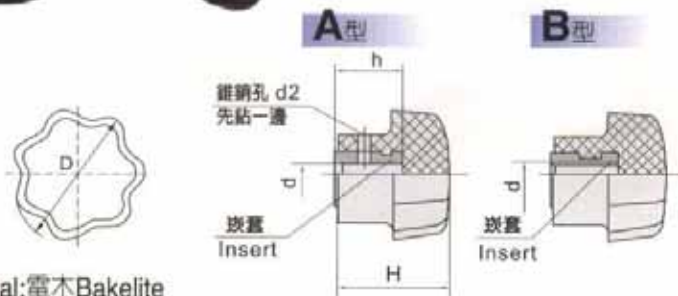
DA7308

d	D	H	h	B	L
12	100	30	18	14	50
12	125	32	18	16	63
16	160	38	20	18	80
18	200	44	26	20	80
22, 25	250	52	28	25	100

定貨範例 (Example for order)
DA7308-dxDx(L)

材質 Material: 電木 Bakelite

星型旋轉 Star Knobs



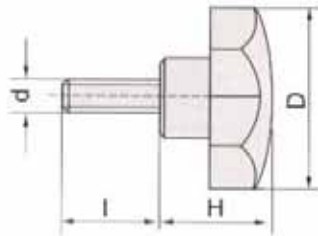
DA7404

d		D	H	h	d2
A型	B型				
Ø6	M6	25	20	12	2
Ø8	M8	32	25	16	3
Ø10	M10	40	30	20	3
Ø12	M12	50	35	25	3
Ø16	M16	63	40	30	4

定貨範例 (Example for order)
A型: DA7404-AdxD
B型: DA7404-dxD

材質 Material: 電木 Bakelite

星形旋轉 Star Knobs



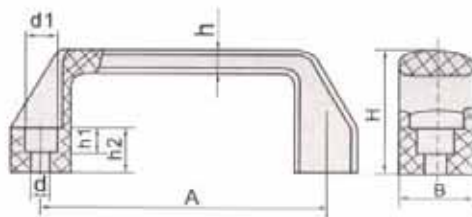
DA7405

d	D	l	H
M6	25	14,18,25,30	20
M8	32	18,25,30,40,50	25
M10	40	18,25,30,40,50	30
M12	50	25,30,40,50,63	35
M16	63	30,40,50,63	40

定貨範例(Example for order)
DA7405-dxDx1

材質Material:電木Bakelite

弓型把手 Handles



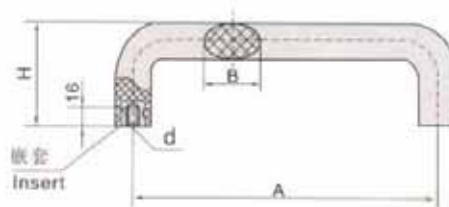
DA7407

A	d	B	H	h	d1	h1	h2
90	6.5	20	36	6	12	7	12
120	8.5	26	40	7	15	9	15
180	8.5	28	50	8	15	9	18

定貨範例(Example for order)
DA7407-A

材質Material:鋁合金A-Alloy

U型把手 Oval Handles



DA7411

A	H	d	B
90	50	M6	28
120	60	M8	28
180	60	M8	28
240	60	M8	28

定貨範例(Example for order)
DA7411-A-B

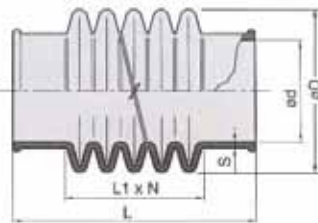
材質Material:電木Bakelite
顏色Color: B-黑色Black, R-紅色Red

百分錶 Dial Indicator



規格	分辨率 Grad	量程 Range	
		每轉 Rev	全程 Total
DI-4105	0.01mm	5mm	
DI-4108	0.01mm	8mm	
DI-5510	0.01mm	10mm	
DI-6025	0.01mm	1"	

伸縮護套 Flexible Bellow

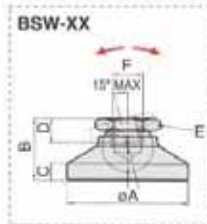


規格	D	d	L	L1xN	S
PL-40A	64	40	200	160x15	2.5
PL-40	64	40	300	260x28	2.5
PL-50	74	50	300	260x28	2.5
PL-60	94	60	300	260x28	2.5
PL-70	100	70	200	260x15	2.5

腳座固定座 Foot Mount



規格	A	B	C	D	E	F	G
BSW-0	1	1.25"	0.7	0.15	0.171	1/4"-20	0.01
BSW-1	1.25	2.0"	0.88	0.15	0.21	3/8"-16	0.01
BSW-2	1.875	2.0"	1.1	0.25	0.25	1/2"-13	0.01
BSW-3	2.5	2.0"	1.3	0.35	0.25	5/8"-11	0.01
BSW-4	3.0	2.0"	1.5	0.4	0.31	3/4"-10	0.01
BSW-5	4.0	3.5"	2	0.4	0.5	1-8	0.01



規格	A	B	C	D	E	F
BSW-00	1.0	0.7	0.15	0.4	0.171	1/4"-20
BSW-11	1.25	0.88	0.15	0.4	0.21	3/8"-16
BSW-22	1.875	1.1	0.25	0.5	0.25	1/2"-13
BSW-33	2.5	1.3	0.35	0.5	0.25	5/8"-11
BSW-44	3.0	1.5	0.4	0.6	0.31	3/4"-10
BSW-55	4.0	2	0.4	0.6	0.5	1-8

鋁合金鉸鏈 Aluminum Hinge

